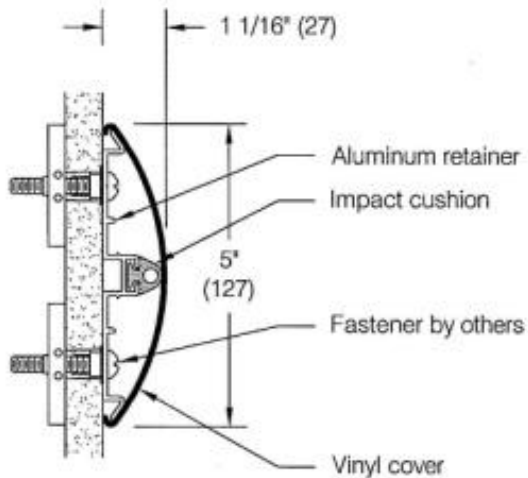
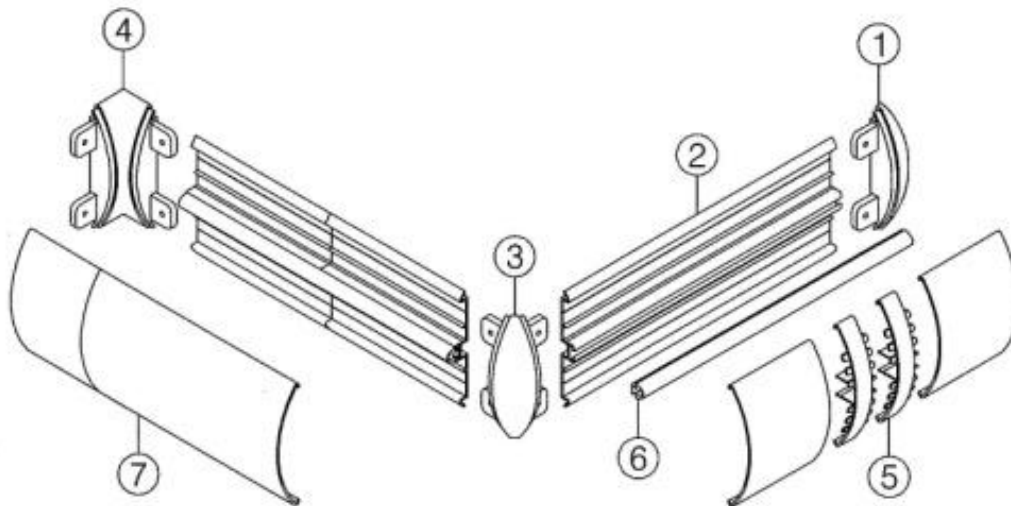


WG-5 Series Wall Guards



This installation instruction is applicable to:

WG-5



Component Part Numbers:

- 1.) ETC-5 left/right end cap
- 2.) WGA-5 aluminum retainer
- 3.) OTC-5 outside corner
- 4.) ITC-5 inside corner
- 5.) ACC-5 vertical accent (optional)
- 6.) B-100 impact cushion
- 7.) WGV-5 vinyl cover

ProTek Systems, Inc.

Protek Systems, Inc.
1250 Wallace Dr. Unit B
Delray Beach, FL 33444
Telephone: (800)-598-2153
Fax: (561) 395-4771
sales@protekmail.com

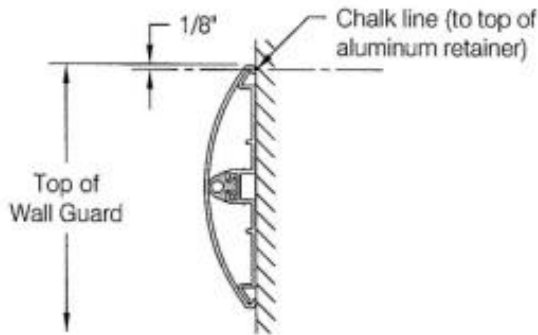


fig 1

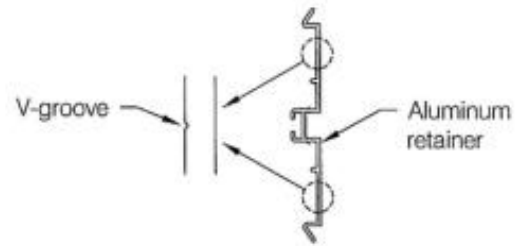


fig 2

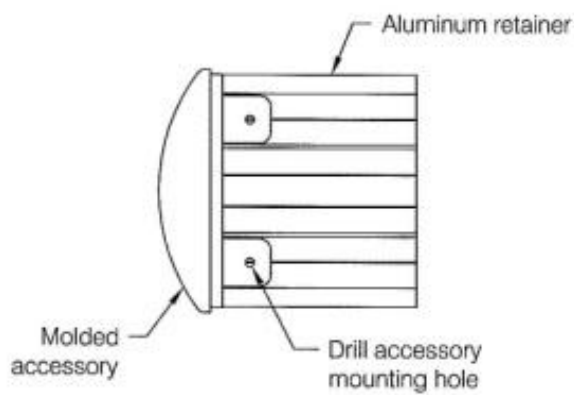


fig 3

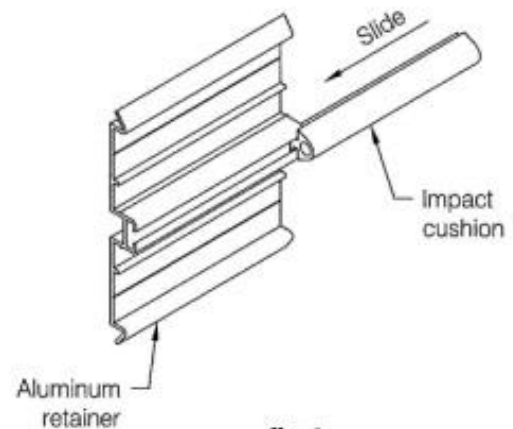


fig 4

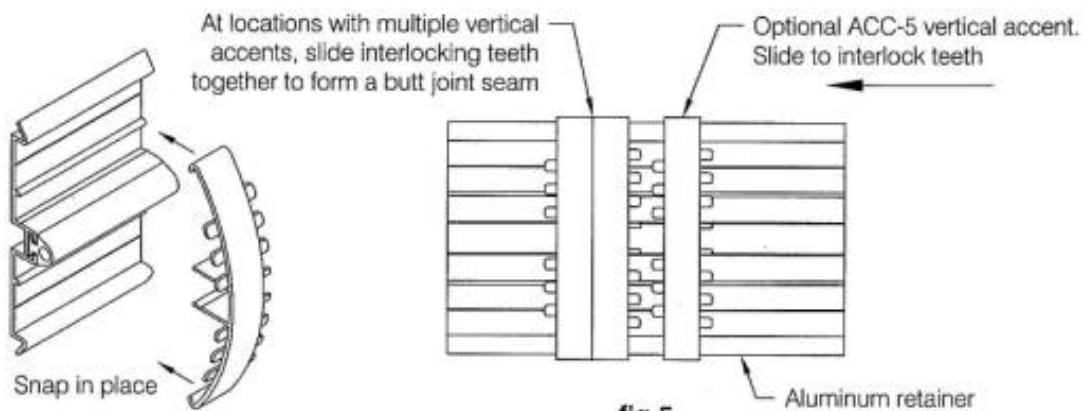
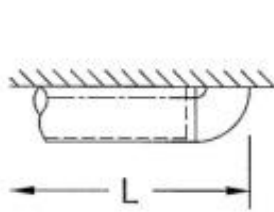
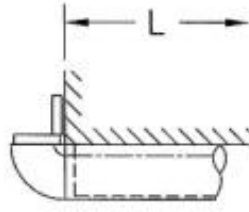


fig 5

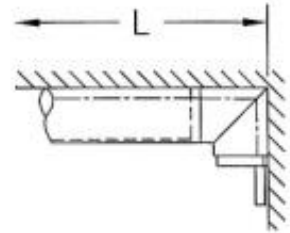
Cutting Adjustment Diagrams and Schedule



End Cap



Outside Corner



Inside Corner

	Aluminum Retainer	Vinyl Cover
End Cap	L - 1 5/16"	L - 1 1/16"
Outside Corner	L - 1/4"	L - 0"
Inside Corner	L - 1 5/8"	L - 1 3/8"

Important: install aluminum retainer and molded accessories before cutting the snap-on cover.

Minimum Layout Configurations

